

R.E.D. SCHOOL  
CHARKHI

# Holidays

## Homework

### KG





Activity

Process

Resource

Draw a Family tree

Draw a tree on a drawing sheet. Paste the photo of your family members on the sheet.

Drawing file/ sheet, crayons, family members photo



Pattern

• Take 2 things and make pattern like apple, grapes, apple, grapes.  
• Make pattern box, bottle, bottle(repeat 2 times).


Any things those are available.



Gravity

Take anything like (paper, pencil etc.) Leave it. Observe what will happen.

Paper, Pencil etc.



Action song

Learn one action song:  
<https://youtu.be/zblttfKc9U>  
(If you are Happy and you Know it)

Phone



Sorting

\*Take different types of buttons (like 2 holes buttons, 4 holes or white colour buttons, black colour buttons.  
\*Now make group according to colour or holes.  
\*We can make group of other things also like sort things according to different colours , sizes, shapes.

Buttons, colourful things



Dance

• Dance on your favourite song.

Phone, TV



Action song

Learn one action song:  
<https://youtu.be/yrynT4T55Xc>  
(Nani teri morni)  
<http://youtu.be/3bLfzgZ-wO8>  
(Lakdi ki Kathi)

Circle cut out, sheet, glue, pencil.



## Help at Home

\*Help your mumma in any household work.



## Throw at Target

\*Set target (like a box).  
\*Child will Throw ball at the target.

A thing for target, ball



## Magnet attraction

- Take magnet and ironed things.
- Try to attach magnet with ironed things and with plastic things..
- Now observe what will happen.


Magnet, ironed things, plastic things



## Draw a rabbit

- Take a circle cut out (use paper and cut a circle from it).
- Fold the circle cut-out, make it semi-circle.
- Paste it on one sheet.
- Then draw rabbit's face in front of semi-circle.

Circle cut out, sheet, glue, pencil.



## Balancing

- Place any notebook or anything else on head and try to balance it.
- Then move by balancing from one point to another point.

Anything for balance



## Make lemonade

- Take a glass of water.
- Squeeze half lemon in it.
- Add a spoon full of sugar.
- Add a pinch of black salt.
- Stir it properly.
- Now your lemonade is ready.
- Serve it to your mother.

Water, lemon, sugar, black salt, spoon



## Water's Qualities

- Take water in different types of pots like firstly in cup, then in jug, then in bottle.
- Observe what will happen.
- Pour some water colour of any colour in it and observe.


Water, cup, jug, bottle, water colour of different colours.



## Shapes

- Take A4 size sheet.
- Draw different shapes on it.
- Label them.

Drawing sheet, pencil, colours



## Jump Over the Hurdles

- \*Place the hurdles (which are suitable for child).
- \*Child will jump over the hurdles.

Things to make hurdles.



## Written Work

### English

- Assignment.1. Aa-Zz
- Assignment 2. cvc words
- Assignment 3 See the picture And match with correct letter
- Assignment 4 See the picture And choose correct word

### Hindi

- Assignment 1 : अ से अः
- Assignment 2 : क से श्र
- Assignment 3: चित्र देखकर शब्द से मिलाइए।
- Assignment 4 : चित्र देखकर शब्द लिखिए।

### Maths

- Assignment 1 Counting 1-20
- Assignment 2 Match number with number names.
- Assignment 3 Count the things and match with correct number.
- Assignment 4 Count the things and Write correct number.

## Project Work



- Students will write number line 1-20 on chart and write skip counting also (1-3-5-7-----19)
- Write number names (1-10) on chart
- Read sight words (she, have, our, there, so, are, at, did, that, what, but, all, out)
- Read story readers (Off to school, Meet my friends, Tarun and the bird)

**Note :** Submit activity photocopy to section incharge after holidays

**Enjoy your Holidays**

- Stay Home stay Safe
- Be happy always



**R. E. D. Group of Schools**  
**Revision Assignment for Holiday Homework**

Class: KG

Subject: English

Chapter Name: Aa to Zz

Student's Name : \_\_\_\_\_ Roll No. : \_\_\_\_\_ Adm. No. \_\_\_\_\_ Sec. : \_\_\_\_\_

For recapitulation & solving the assignment the students should refer to their Chrysalis textbook of English

Aa to Zz

**R. E. D. Group of Schools**  
**Revision Assignment for Holiday Homework**

Class: KG

Subject: English

Chapter Name : 'ab' family words

Student's Name : \_\_\_\_\_

Roll No. : \_\_\_\_\_

Adm. No. \_\_\_\_\_ Sec. : \_\_\_\_\_

For recapitulation & solving the assignment the students should refer to their Chrysalis textbook of English

'ab' family words

R. E. D. Group of Schools  
Revision Assignment for Holiday Homework

Class: KG

Subject: English

Chapter Name : 'ag' family words

Student's Name : \_\_\_\_\_

Roll No. : \_\_\_\_\_

Adm. No. \_\_\_\_\_ Sec. : \_\_\_\_\_

For recapitulation & solving the assignment the students should refer to their Chrysalis textbook of English

'ag' family words



Scanned with

R. E. D. Group of Schools  
Revision Assignment for Holiday Homework

Class: KG

Subject: English

Chapter Name : 'am' family words

Student's Name : \_\_\_\_\_

Roll No. : \_\_\_\_\_

Adm. No. \_\_\_\_\_ Sec. : \_\_\_\_\_

For recapitulation & solving the assignment the students should refer to their Chrysalis textbook of English

June, 22

H.W.

'am' family words



R. E. D. Group of Schools  
Revision Assignment for Holiday Homework

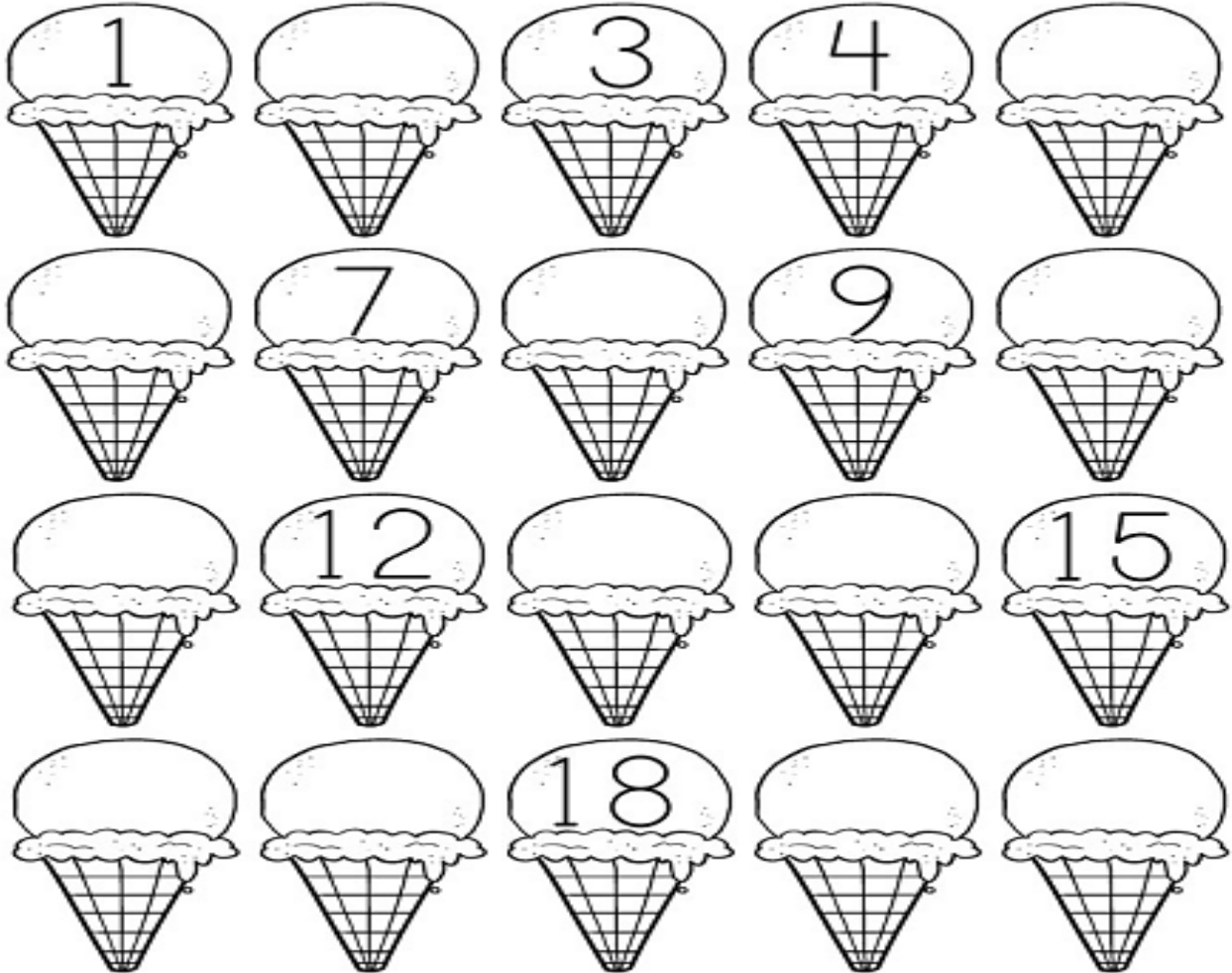
Class: KG

Subject: Maths

Student's Name : \_\_\_\_\_ Roll No. : \_\_\_\_\_ Adm. No. \_\_\_\_\_ Sec. : \_\_\_\_\_

For recapitulation & solving the assignment the students should refer to their Chrysalis textbook of Maths

Fill in the missing numbers.



Count the items and write in the box:



**R. E. D. Group of Schools**  
**Revision Assignment for Holiday Homework**

Class: KG

Subject: Maths

Chapter Name: Match number with number names






Student's Name : \_\_\_\_\_ Roll No. : \_\_\_\_\_ Adm. No. \_\_\_\_\_ Sec. : \_\_\_\_\_

For recapitulation & solving the assignment the students should refer to their Chrysalis textbook of Maths

**Match number with number names.**

1	ten
2	six
3	one
4	eight
5	nine
6	five
7	three
8	two
9	four
10	seven

**Count the things and match with correct number :**

6	
7	
8	
9	
10	





**R. E. D. Group of Schools**  
**Revision Assignment for Holiday Homework**

Class: KG

Subject: Hindi

Student's Name : \_\_\_\_\_ Roll No. : \_\_\_\_\_ Adm. No. \_\_\_\_\_ Sec. : \_\_\_\_\_

For recapitulation & solving the assignment the students should refer to their textbook of Hindi

अक्षर मिलाकर शब्द लिखें

क + ल =

ह + ल =

छ + ल =

फ + न =

न + ल =

र + स =

ज + ल =

न + थ =

र + न =

न + स =

म + ट + र =

ब + ट + न =

क + म + ल =

व + ज + न =

म + ह + ल =

क + ल + म =

म + ग + र =

प + व + न =

ज + ग + त =

फ + स + ल =

च + म + क =

प + ल + क =

स + ड + क =

श + ह + र =

ग + ल + त =

न + ह + र =