

R.E.D. School, Charkhi

Holidays Homework

Worksheets
for **1st**

- Hindi
- English
- Mathematics
- General Knowledge
- Art and Creativity

Name : _____

Roll No. _____





R.E.D. GROUP OF SCHOOLS

SUMMER HOLIDAYS HOMEWORK (2022-23)

CLASS – I (Hindi)

“सीखना ही एकमात्र ऐसी चीज है जिससे मन कभी थकता नहीं है, कभी डरता नहीं है और कभी पछताता नहीं है” लंबे समय से प्रतीक्षित गर्मी की छुट्टी यहाँ है। यह आपको शौक और अन्य हितों को फिर से जीवंत करने और पकड़ने की अनुमति देता है जो समय के साथ सबसे अच्छा पीछा करते हैं। हालांकि, अवकाश और सीखने के बीच संतुलन बनाना महत्वपूर्ण है। हमने आपके कौशल और अवधारणाओं को स्पष्ट रखने के लिए गृह सत्रीय कार्य की योजना बनाई है। यह आपको स्वतंत्र शोध जैसे महत्वपूर्ण कौशल विकसित करने में मदद करेगा।

1. गृह कार्य पूरा करने के साथ छुट्टी के दौरान अभ्यास के लिए दिशा-निर्देश:

- ❖ पढ़ने के कौशल को बनाए रखना और सुधारना।
- ❖ बुद्धि परीक्षण, भविष्यवाणी कलात्मकता, माप कला, अवलोकन तकनीक शैक्षिक अध्ययनों से पता चला है कि पढ़ने की अवधि कम होने पर छात्रों के पढ़ने व याद करने की क्षमता कम हो जाती है।
- ❖ जैसे-जैसे नए विषयों और शब्दावली को चयनित पाठों में पेश किया जाता है, तो बच्चों के धारा प्रवाह व शब्दावली कौशल का विकास होगा।
- ❖ कोरोना दिशा-निर्देशों का पालन करें !
- ❖ घर में रहें, सुरक्षित रहें।

2. कक्षा व विषयानुसार अवकाश हेतु गृह कार्य का विवरण : कक्षा : पहली विषय: हिंदी

स्कूल द्वारा निर्धारित पुस्तक : सुनहरी धूप

3. पाठ्यक्रम मई अंत तक कवर किया गया –

- पाठ-1 वर्णमाला
- पाठ-2 शब्द-रचना
- पाठ-3 आ की मात्रा
- पाठ-4 इ की मात्रा
- पाठ-5 ई की मात्रा
- पाठ-6 उ की मात्रा
- पाठ-7 ऊ की मात्रा

4. सभी नए उप-विषयों की सूची इस प्रकार है –

- शब्द रचना
- मात्राएँ
- मात्राओं में अंतर

5. गृहकार्य करने के लिए दैनिक समय : 30 मिनट

6. घर के काम के बारे में विवरण :

पठन कार्य – पाठ 1 से 7 पढ़ना और शब्दावली याद करना।

लेखन कार्य – पाठ 1 से 7 के दिए गए कार्य-पत्र करें।

– दिए गए सत्रीय कार्यों को उचित प्रस्तुतिकरण और अच्छी लिखावट के साथ करें।

दोहराई कार्य – पाठ 1 से 7 याद करें।

परियोजना कार्य – ‘खरगोश व कछुआ’ कहानी को उत्तर-पुस्तिका में लिखिए, उ व ऊ की मात्रा वाले शब्द छाँटकर उनपर गोला लगाइए।

दिशा-निर्देश –

- Youtube से खरगोश व कछुए की कहानी सुनकर माता-पिता की सहायता से उत्तर-पुस्तिका में लिखिए।

- फिर उस कहानी को पढ़िए।
 - कहानी पढ़ने के बाद उसमें 'उ' व 'ऊ' की मात्रा वाले शब्दों पर गोला लगाइए।
7. गृहकार्य पूरा करने के लिए **YouTube** लिंक/अध्ययन सामग्री के सुझाए गए लिंक –
- <https://youtu.be/PS3wOFKbtwo>
<https://youtu.be/0LhB6MtdCu8>
<https://youtu.be/4kXYpCkO2Bo>
<https://youtu.be/YKo22-kJ6gQ>
8. गृहकार्य करने के लिए आवश्यक उपकरण –
पाठ्य-पुस्तक व उत्तर पुस्तिका
ए-4 शीट्स
हिंदी पाठ्य पुस्तक
9. गृहकार्य प्रस्तुत करने की तिथि : 1 जुलाई, 2022
- 10.

क्र. स.	गृहकार्य के आकलन के लिए मापदंड	टिप्पणी
1.	अनुक्रमणिका पृष्ठ	पूर्ण है/पूर्ण नहीं है
2.	लिखावट प्रस्तुति की गुणवत्ता	अच्छी है/सामान्य है/ खराब है
3.	रचनात्मक लेखन की गुणवत्ता	अच्छी है/सामान्य है/ खराब है
4.	पढ़ने और समझने के कौशल की गुणवत्ता	अच्छी है/सामान्य है/ खराब है
5.	परियोजना कार्य की गुणवत्ता	अच्छी है/सामान्य है/ खराब है
6.	याद करने का कार्य	पूर्ण है/पूर्ण नहीं है
7.	गृहकार्य	पूर्ण है/पूर्ण नहीं है



R. E. D. Group of Schools

Revision Assignment for Holiday Homework

कक्षा – पहली

विषय – हिंदी

पाठ – 1, 2 (वर्णमाला, शब्द रचना)

नाम – _____

रोल नं० – _____

सैक्शन – _____

For recapitulation & solving the assignment the students should refer to their textbook of Hindi

निर्देशानुसार करें :

1. खाली स्थान भरिए -

क) ए _____ ओ _____ अं _____

ख) क्ष _____ ज्ञ _____

2. वर्णों को जोड़कर शब्द बनाइए -

क) ब + स = _____

ख) प + व + न = _____

ग) अ + न + ब + न = _____

3. सही शब्द चुनकर लिखिए -

बरतन _____ मत कर | (खटखट / कलकल)

4. वर्णों को सही करके शब्द लिखिए -

क) न ह ब = _____

ख) र त क स = _____

5. चित्र देखकर नाम पूरा कीजिए -



= _____ टर



R. E. D. Group of Schools
Revision Assignment for Holiday Homework

कक्षा – पहली

विषय – हिंदी

पाठ – 3 (आ की मात्रा)

नाम – _____

रोल नं० – _____

सैक्शन – _____

For recapitulation & solving the assignment the students should refer to their textbook of Hindi

निर्देशानुसार करें- :

1. जोड़कर शब्द पूरे कीजिए -

क) पा + ल + ना - _____

ख) ट + मा + ट + र - _____

2. सही उत्तर पर (✓) का निशान लगाइए -

क) बादल क्या भर लाया ?

काला

जल

ख) बादल कैसा था ?

छाता

काला

3. मिलान कीजिए -

क) बादल

फर-फर

ख) छाता उड़ा

गड़-गड़

4. चित्र देखकर नाम लिखिए -



ट _____

का _____

5. निम्न शब्दों पर मात्रा लगाइए -

क) मक—न

ख) ब—दल



R. E. D. Group of Schools

Revision Assignment for Holiday Homework

कक्षा – पहली

विषय – हिंदी

पाठ – 4, 5 (इ, ई की मात्रा)

नाम – _____

रोल नं० – _____

सैक्शन – _____

For recapitulation & solving the assignment the students should refer to their textbook of Hindi

1. शुद्ध शब्दों पर गोला लगाइए –

क) गिटार मटार

ख) डाक्या डाकिया

2. खाली स्थान भरिए –

क) डाकिया तब _____ पर आया। (साइकिल / बस)

ख) कलाकार ने किला _____ बनाया। (विशाल / छोटा)

3. 'इ' की मात्रा सही जगह पर लगाइए –

क) क सा न ख) ग टा र

4. 'ई' की मात्रा सही जगह पर लगाइए–

क) प प ल ख) ना श पा त

5. निम्न प्रश्नों के उत्तर लिखिए –

क) मीरा क्या खाती थी?

उत्तर– _____

ख) मकड़ी कैसे रहती थी?

उत्तर– _____



R. E. D. Group of Schools

Revision Assignment for Holiday Homework

कक्षा – पहली

विषय – हिंदी

पाठ – 6, 7

नाम – _____

रोल नं० – _____

सैक्शन – _____

For recapitulation & solving the assignment the students should refer to their textbook of Hindi

निर्देशानुसार करें—

1. जोड़कर नए शब्द बनाकर लिखिए –

क) गु → ड़िया – _____
→ लाब – _____

ख) आ → _____
भा → लू → _____

2. खाली स्थान भरिए –

क) रुपा कभी _____ नहीं करती है। (मनमानी / मिठाई)

ख) चूहा _____ छू रहा है। (कान / हाथ)

ग) अधिक खाकर _____ पछताया। (चूहा / भालू)

4. 'उ' व 'ऊ' की मात्रा लगाकर लिखिए –

क) कछआ _____ ख) गलाब _____

ग) मली _____ घ) सरज _____

5. निम्न प्रश्नों का उत्तर लिखिए –

क) भालू कैसा था ?

उत्तर – _____

ख) रुपा आलू कहाँ से लाती थी?

उत्तर – _____



R.E.D. GROUP OF SCHOOLS

SUMMER HOLIDAYS HOMEWORK

SESSION: 2022-23

CLASS -1st

Everyone has the ability to “grow their brain” and ‘drive their brain” the rate of growth may vary from person to person but essentially, learning is a continuous process based on the addition and deletion of cells. Chrysalis believes that human potential is grounded in values and natured across the four domains of cognitive, social, emotional and metacognitive learning competencies in these areas will lead to human moving towards their optimum potential. People of these competencies will be advocates for a world that is in harmony and balanced as a unified living organism.

1. Guidelines for practice during vacation along with completion of Home Assignment:

- ❖ Maintain and improve reading skills as well as handwriting skills.
- ❖ Enhance enquiry intelligence, evaluating methods, classifying, inferring skill prediction artistry, measuring art, observation techniques. Educational studies have shown that student reading skills deteriorate when reading is not done over a period of time.
- ❖ Increase fluency and vocabulary skills as new themes and vocabulary are introduced in the selected lessons.
- ❖ Stay Home, Stay Safe. !

2. Class-wise, Subject-wise Details for Home work for Vacation :-

Class: 1st

Subject: English

Books Prescribed by School: Chrysalis Little Thinker

3. SYLLABUS COVERED UPTO MAY END

Lesson - 1 (Revision of words Family and sounds)	Lesson-5 (Long ‘a’)
Lesson -2 (Divya and her Family)	Lesson-6 The Post office
Lesson -3 (Revision of sounds and blends blends)	Lesson-7 (Long ‘e’)
Lesson-4 (Hot Samosas)	Lesson-8 (Snack Time)

4. LIST OF ALL NEW CONCEPTS TAUGHT SO FAR

1. cvc words and rhyming words.
2. Noun:- common and proper.
3. Blends (/ch/,/sh/, /th/, /ck/.....)
4. Action words
5. Question Answer from stories
6. Long ‘a’ and long ‘e’ sound words
7. Pronouns
8. Adjectives

5. DAILY TIME TO BE SPENT FOR DOING H.W (Hours per day) : 30 Minutes

6. DETAILS ABOUT HOME WORK :

- Make a chart write different family words like ‘ap’, ‘ag’, ‘in’, ‘ot’, ‘ug’

Guidelines

- i) Purchase a chart
- ii) Draw 5 columns Draw 5 columns
- iii) Write “ap”, “ag”, “in”, “ot”, “ug” in each column

iv) Write family words under "ap", "ag", "in", "ot", "ug"

- Make a chart for nouns (names of people, place, animal, thing)

Guidelines

- i) Purchase a chart
- ii) Draw 4 columns Draw 5 columns
- iii) Write people, place, animal, thing in each column
- iv) Write words under people, place, animal, thing

- Assignment Revision Work- (Chapter 1-8)

Guideline:-

- i) Read the assignments twice
- ii) Learn all questions answer of the assignments
- iii) Complete it individually

- Learn New Terms (Chapter 1-8) from notebook.

Guideline:-

- i) Learn and do written practice of glossary thoroughly. In R.N.B (Rough Notebook)

7. Suggested links of YouTube / Study Material for Completing the Homework

<https://youtu.be/8rejiMU6a44->
https://youtu.be/WN_Z0syQSB4
<https://youtu.be/ccSNTQWGUZM>
https://youtu.be/8Ha_uBAYI_M
<https://youtu.be/OP9-kOCSqY8>

cvc words
noun
action words
Pronouns
Adjectives

8. Tools Required for doing Home work

Charts
Little Thinker English
English Notebook

9. Date Of Submission of Home work :

1ST July, 2022

10.

Sr. No.	<u>Checkpoints for Assessments of Home work</u>
1	Quality of Handwriting presentation
2	Quality of creative writing
3	Quality of Project work / Map work
4	Quality of Reading & Comprehension skills
5	Whether Learning work done or not
6	Whether H.W is fully Completed
7	Whether H.W is partly Pending

11. Assignments

R.E.D Group of Schools

Revision Assignment for Holiday Homework

Class: 1st Subject: English Chapter No.:1,2 Chapter Name. : Revision of family words and sounds , Divya and her family.

For recapitulation & solving the assignment the students should refer to their Little Thinker textbook of English (Chapter-1,2)

Part-1

Do as directed: –

1. Write rhyming word of the following words:-

1. big - _____

2. but - _____

3. not - _____

Part-2

2. Answer the following questions:

a. Who is Cookie ?

b. What is Divya's mother making in the kitchen ?

Part-3

3. Circle the proper noun from the given words :-

a) Sunil Bag Pencil

b) Book Agra Cat

R.E.D Group of Schools

Revision Assignment for Holiday Homework

Class: 1st Subject: English Chapter No.:3,4 Chapter Name. : Revision of sounds and blends Hot Samosas

For recapitulation & solving the assignment the students should refer to their Little Thinker textbook of English (Chapter-3,4)

Part-1

Do as directed: –

1. Complete the word with the correct sound :-

1. ____ poon




4. T ____ ee



2. F ____ og



5. Fi _____



3. P ____ am



Part-2

2. Answer the following question:

a. List the different vegetables that Appa uses to make samosas ?

Part-3

3. Match the action words with correct pictures :-

Run



Jump



Cut



Write



R.E.D Group of Schools

Revision Assignment for Holiday Homework

Class: 1st Subject: English Chapter No.:5,6 Chapter Name. : Long 'a'

The Post office

For recapitulation & solving the assignment the students should refer to their Little Thinker textbook of English (Chapter-5,6)

Part-1

1. Circle the pictures that have long 'a' sound.




Part-2

2. Answer the following question :-
Where does Mrs. Kamala Ravi work ?

Part-3

3. Write the correct pronouns.

She	He	They
-----	----	------

1.  _____ is running.
2.  _____ is teaching.
3.  _____ are reading.

R.E.D Group of Schools

Revision Assignment for Holiday Homework

Class: 1st Subject: English Chapter No7,8 Chapter Name. : Long 'e'

Snack Time

For recapitulation & solving the assignment the students should refer to their Little Thinker textbook of English (Chapter-7,8)

Part-1

1. Circle the pictures that have long 'e' sound.



Part-2

2. Answer the following question :-

Where does Mr. John work?

Part-3

3. Look at the picture and identify the noun.Fill the blanks with suitable noun and adjectives

of size : (tiny , small , huge):-



This is a _____.

It is _____(size) and _____ in colour.



R.E.D. GROUP OF SCHOOLS

SUMMER HOLIDAYS HOMEWORK

SESSION: 2022-23

CLASS -1st

Everyone has the ability to “grow their brain” and’ drive their brain” the rate of growth may vary from person to person but essentially, learning is a continuous process based on the addition and deletion of cells. Chrysalis believes that human potential is grounded in values and natured across the four domains of cognitive, social, emotional and metacognitive learning competencies in these areas will lead to human moving towards their optimum potential. People of these competencies will be advocates for a world that is in harmony and balanced as a unified living organism.

1. Guidelines for practice during vacation along with completion of Home Assignment:

- ❖ Maintain and improve reading skills as well as handwriting skills.
- ❖ Enhance enquiry intelligence, evaluating methods, classifying, inferring skill prediction artistry, measuring art, observation techniques. Educational studies have shown that student reading skills deteriorate when reading is not done over a period of time.
- ❖ Increase fluency and vocabulary skills as new themes and vocabulary are introduced in the selected lessons.
- ❖ Stay Home, Stay Safe. !

2. Class-wise, Subject-wise Details for Home work for Vacation :-

Class: 1st

Subject: Maths

Books Prescribed by School: Chrysalis Studio and Companion

3. SYLLABUS COVERED UPTO MAY END

Chapter- 1 (Long and Short)

Chapter-2 (Numbers 1 to 10)

Chapter-3(Putting Together)

4. LIST OF ALL NEW CONCEPTS TAUGHT SO FAR

1. Long, Longer, Longest, Short, Shorter, Shorts.
2. Classify and measure Tall, Taller, Tallest.
3. Numbers 1 to 10.
4. Numbers name 1 to 10.
5. Putting together
6. Addition vertically and horizontally.

5. DAILY TIME TO BE SPENT FOR DOING H.W (Hours per day) : 30 Minutes

6. DETAILS ABOUT HOME WORK:

- Make Project

Guideline

- i) Take half a chart paper.
 - ii) Stand on it and draw the outline of your foot.
 - iii) Use any three objects (for example: erasers, beans, crayons) to measure the length Of your foot span.
 - iv) Paste them next to outline of your foot.
- Assignment Revision Work- (Chapter 1-3)

Guideline

- i) Read the assignments twice
- ii) Learn all questions answer of the assignments
- iii) Complete it individually

- Learning New Terms (Chapter 1-3)

Guideline

- i) Learn and do written practice of glossary thoroughly. In R.N.B

7. Suggested links of YouTube / Study Material for Completing the Home work

- <https://youtube.com/watch?v=ryIxBrO1bJY&feature=share> Longer Shorter
<https://youtube.com/watch?v=LyvQ6pc7JSA&feature=share> Number names
<https://youtu.be/tkTwbaE7NIM> Greater than, less than
<https://youtube.com/watch?v=bNUcbH6k3dk&feature=share> after, before, between
<https://youtube.com/watch?v=VScM8Z8JIs0&feature=share> Put together

8. Tools Required for doing Home work

Chart
A4 Sheets
Studio and
companion books

9. Date Of Submission of Home work :

1ST July, 2022

10.

Sr. No.	<u>Checkpoints for Assessments of Home work</u>
1	Quality of Handwriting presentation
2	Quality of creative writing
3	Quality of Project work / Map work
4	Quality of Reading &Comprehension skills
5	Whether Learning work done or not
6	Whether H.W is fully Completed
7	Whether H.W is partly Pending

11. Assignment

R.E.D Group of Schools

Revision Assignment for Holiday Homework

Class: 1st Subject: Maths Chapter No.:1 Chapter Name: Long & Short
For recapitulation & solving the assignment the students should refer to their Studio textbook of Maths (Chapter-1)

Do as directed: –

1. Define the following terms.

a) Long _____

b) Short _____

c) Tall _____

2. Fill in the blanks:-

a) Book is longer than _____. (pencil /bag)

b) _____ is the shortest animal. (cat/ dog/ giraffe)

c) _____ is the smallest thing. (pen /eraser/ book)

Part-2

3. Tick the right answer.

i) Which is the tallest animal?

a) rat b) dog c) elephant d) cow

ii) Which is the shortest thing?

a) biscuit b) mango c) chalk d) cake

iii) What is the meaning of height?

a) peak b) small c) size d) heigh

4. Write whether it is true or false.

a) A door is taller than bench. _____

b) We can use pencil and eraser to measure the length of objects.

5. Draw a thing which is shorter than you.

R.E.D Group of Schools

Revision Assignment for Holiday Homework

Class: 1st Subject: Maths Chapter No.:2 Chapter Name: Numbers 1 to 10
For recapitulation & solving the assignment the students should refer to their Studio textbook of
Maths (Chapter-2)

Do as directed: –

1. Define the following terms.

- a) More _____
- b) Less _____
- c) After _____

2. Fill in the blanks:-

- a) One more 8 is _____.
- b) One less 9 is _____.

Part-2

3. Tick the right answer.

- i) What comes after 4?
a) 7 b) 4 c) 5 d) 9
- ii) What comes before 8?
a) 6 b) 7 c) 8 d) 9
- iii) What comes between 8 and 10?
a) 10 b) 9 c) 4 d) 6

4. Write whether it is true or false.

- a) Number name of 8 is Eight. _____
- b) 7 is bigger than 9. _____

5. Draw any 7 objects.

R.E.D Group of Schools

Revision Assignment for Holiday Homework

Class: 1st Subject: Maths Chapter No.:3 Chapter Name: Putting Together
For recapitulation & solving the assignment the students should refer to their Studio textbook of
Maths (Chapter-3)

Do as directed: –

1. Define the following terms.

a) Add _____

b) Total _____

c) Zero _____

2. Fill in the blanks:-

a) $3 + 3 =$ _____.

b) $6 + 0 =$ _____.

Part-2

3. Tick the right answer.

i) $6 + 4 =$ _____

a) 7

b) 4

c) 10

d) 9

ii) $5 + 4 =$ _____

a) 6

b) 7

c) 8

d) 9

iii) $3 + 2 + 2 =$ _____

a) 10

b) 7

c) 4

d) 6

4. Write whether it is true or false.

a) $6 + 5 = 10$ _____

b) $4 + 0 = 3$ _____

5. Draw objects and add the given numbers.

$5 + 2 =$ _____

R.E.D. GROUP OF SCHOOLS
SUMMER HOLIDAYS HOMEWORK
SESSION: 2022-23

Class – I

Subject - EVS

Everyone has the ability to “grow their brain” and ‘drive their brain” the rate of growth may vary from person to person but essentially, learning is a continuous process based on the addition and deletion of cells. Chrysalis believes that human potential is grounded in values and natured across the four domains of cognition, emotion, social competencies and metacognition. Productively growing competencies in these areas will lead to humans moving towards their optimum potential. People of these competencies will be advocated for a world that is in harmony and balanced as a unified living organism.

1. Guidelines for practice during vacation along with completion of Home Assignment:

- ❖ Maintain and improve reading skills as educational studies have shown that students reading skills deteriorate when reading is not done over a period of time. Improve your handwriting as well as writing skills.
- ❖ Enhance your imaginative spectrum and self-assessing skills. Give wings to your creativity and bring out your best. Develop observational as well as research skill.
- ❖ Stay Home, Stay Safe!

2. Class-wise, Subject-wise Details for Home work for Vacation :-

Class: 1st

Subject: E.V.S

Books Prescribed by School: Chrysalis Studio and Companion

3. Syllabus covered upto may end

Chapter- 1 (About me)

Chapter-2 (Others in my world)

Chapter-3 (My neighbourhood)

4. List of all new concepts taught so far

1. Body parts and joints of our body.
2. Sense organs.
3. Aim for the future.
4. My family.
5. My neighbours .
6. Festivals.
7. My neighbourhood.

5. Daily time to be spent for doing H.W (Hours per day) : 30 Minutes

6. Details about home work:

Written work : Do given Revision Assignment (Chapter 1-3)

Guideline:-

- i) Read the assignments twice.
- ii) Solve all the questions of the given assignments.

Learning Work : Learn Glossary (Chapter 1-3)

Guideline:-

Learn and do written practice of glossary thoroughly in R. N.B.

Project work : Draw and colour or paste a picture of your favourite festival on a chart paper and describe it in your own words.

Guidelines:-

- 1) Take a chart paper, picture of your favourite festival, colour sketch pens and fevicol
- 2) Decorate the chart paper with borders using colour sketch pens.
- 3) Draw or paste the picture of your favourite festival on the chart paper.
- 4) Write 5 lines about your favourite festival below the picture on the chart paper.

Read any one page daily from any book.

Guideline:

Take any book, read one page daily, find out the difficult words and write them with their meanings on A4 sheet.

G.K. - Learn Ch-1, 2 and 3

Guideline:-

Learn and do written practice of the given chapters thoroughly in R. N.B.

Art – Do Page no. 9 to 13 in book.

7. Suggested links of YouTube / Study Material for Completing the Home work

<https://www.youtube.com/watch?v=YbEfPtYR9tY> (Joint of our body)

<https://www.youtube.com/watch?v=-2caC-uI7l4> (Sense Organs – Touch, Sight, Sound, Taste and Smell)

<https://www.youtube.com/watch?v=a3k4wqwOCwo> (Festivals)

<https://www.youtube.com/watch?v=OOxRVOG10ZA> (Neighbourhood)

8. Tools Required for doing Home work

- Chart
- A4 Sheets
- Studio and companion books

9. Digital use of kids loop

Do activity 3.1 on digital platform (Material)

10. Date of Submission of Home work :

1st July, 2022

11.

Sr. No.	<u>Checkpoints for Assessments of Home work</u>
1	Quality of Handwriting & Presentation
2	Quality of Creative Creativity
3	Quality of Project work / Map work
4	Quality of Reading & Comprehension skills
5	Whether Learning work done or not
6	Whether H.W is fully completed
7	Whether H.W is Partly Pending

12. Holidays assignment

R.E.D Group of Schools

Revision Assignment for Holidays Homework

Class: 1st

Subject: EVS

Chapter No.: 1

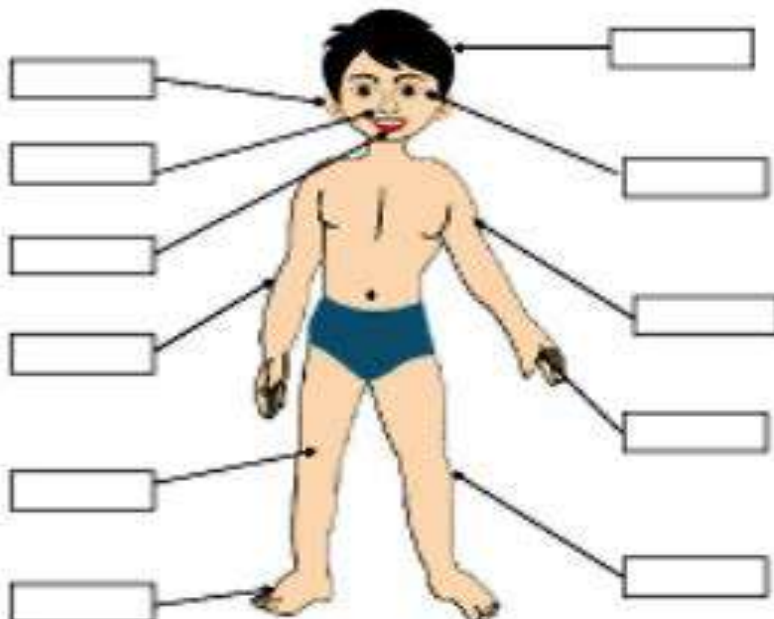
Chapter Name: About Me

For recapitulation & solving the assignment the students should refer to their Studio textbook of EVS (Chapter-1)

(A) Choose the correct sense organ that is being used in the following observations.

1. The mango is sweet.
2. The rock is hard.
3. The music has a good sound.
4. This house is very big.
5. The rose has a good smell.

(B) Look at the below picture and label the body parts.



R.E.D Group of Schools

Revision Assignment for Holidays Homework

Class: 1st

Subject: EVS

Chapter No.: 2, 3

Chapter Name: Other in my world, My Neighborhood

For recapitulation & solving the assignment the students should refer to their Studio textbook of EVS (Chapter-2, 3)

Do as directed: –

(A) Fill in the blanks :-

1. We go to _____ to study. (police station, school)
2. We get fruits and vegetable from _____. (plants, milk)
3. We get a bus from _____. (bus stop, railway station)
4. _____ help to the maintain law and order. (peon, police)
5. Doctor takes care of the _____ people. (sick, well)

(B) Answer the following:

1. Who are our neighbours?

Ans. _____

2. What is a neighbourhood?

Ans. _____

3. Name two important places of neighbourhood.

Ans. _____

4. How do you help your family in keeping your home clean?

Ans. _____

C. Paste any four pictures which help us to keep our surrounding clean.



R.E.D GROUP OF SCHOOLS
SUMMER HOLIDAYS HOMEWORK
SESSION: 2022-23

Class - I

Subject - Computer

Everyone has the ability to “grow their brain” and ‘drive their brain” the rate of growth may vary from person to person but essentially, learning is a continuous process based on the addition and deletion of cells. Chrysalis believes that human potential is grounded in values and natured across the four domains of cognition, emotion, social competencies in these areas will lead to human moving towards their optimum potential. People of these competencies will be advocates for a world that is in harmony and balanced as a unified living organism.

1. Guidelines for practice during vacation along with completion of given Homework:

- ❖ Improve online working skills.
- ❖ Enhance skills for using Computer Applications, Writing Skills, Internet browsing skills, Maintaining file and folders, Communication Ethics, Understanding cyber crimes and security, Basic handling of software and hardware.
- ❖ Practice in Green foot for the options that we have discussed in our class.
- ❖ Abide by Corona Guidelines
- ❖ Stay Home, Stay Safe.

2. Class-wise, Subject-wise Details for Home work for Vacation :-

Class: 1st

Subject: Computer Science

Books Prescribed by School: Chrysalis My Studio (Information & Communication Technology)

3. SYLLABUS COVERED UPTO MAY END

Chapter- 1 (Machines Around Us!)

Chapter- 2 (World of Computers)

4. LIST OF ALL NEW CONCEPTS TAUGHT SO FAR

1. Machines
2. Computer
3. Natural things
4. Man-made things
5. Gadgets
6. Charles Babbage
7. Computer activities

5. DAILY TIME TO BE SPENT FOR DOING H.W (Hours per day) : 30 Minutes.

6. DETAILS ABOUT HOME WORK :

- **Written Work : Do given Revision Assignment (Chapter-1and 2)**

Guideline:-

- Read the assignments twice
 - Learn all question-answer of the assignments
 - Complete it individually
- **Leaning work : Learn exercise of Chapter-1and 2.**
 - Learn and do written practice of exercise thoroughly in R.N.B
 - **Project Work : Paste/Draw picture of given computer on chart/A4 sheet.**



Guideline:-

- Purchase a chart/A4 sheet
- Draw Computer picture/ Take printout of computer picture
- Colour the picture/ Paste picture on chart/A4 sheet

7. Suggested links of YouTube / Study Material for Completing the Homework

Kidsloop- Content library- Grade-1- ICT- Chapter-1- Machines Around Us! - Lesson materials

Kidsloop- Content library- Grade-1- ICT- Chapter-2- World of Computers - Lesson materials

<https://hub.kidsloop.in/#/library/organization-content>

8. Tools Required for doing Home work

Assignment printouts/Notebook

A4 Sheets/Charts

Chrysalis book

Student's id on chrysalis platform

9. Digital use of Kidsloop

Do Activity 1 to 7 of Chapter-1 and 2.

10. Date of Submission of Home work

1ST July, 2022

11.

Sr. No.	<u>Checkpoints for Assessments of Home work</u>
1	Quality of Handwriting and presentation
2	Quality of Project work
3	Quality of Reading & Comprehension skills
4	Whether Learning work done or not
5	Whether H.W is fully Completed
6	Whether H.W is partly Pending

12. Holidays homework assignments:



R.E.D GROUP OF SCHOOLS

REVISION ASSIGNMENT FOR HOLIDAYS HOMEWORK

Class: 1st

Subject: Computer Science

Chapter No.:1

Chapter Name. : Machines Around Us!

For recapitulation & solving the assignment the students should refer to their Chrysalis textbook of ICT Chapter 1

Q.1) What is Machine? Write five examples of machines.

Ans. _____

Q.2) List any four machines available in your home and paste their pictures also.

Ans. 1. _____

2. _____











3. _____

4. _____

Q.3) Write any three differences between natural and man-made things.

Ans.

Q.4) Look at the pictures. Tell whether the objects are natural or man-made:

 Natural Man-made	 Natural Man-made
 Natural Man-made	 Natural Man-made
 Natural Man-made	 Natural Man-made
 Natural Man-made	 Natural Man-made
 Natural Man-made	 Natural Man-made

Q. 3) Write few lines about 'Father of the Computer'.

Ans. _____

Q.4) Identify the different parts of the computer and write their names in the given boxes:



HELP BOX CPU • Mouse • Printer • Monitor • Keyboard